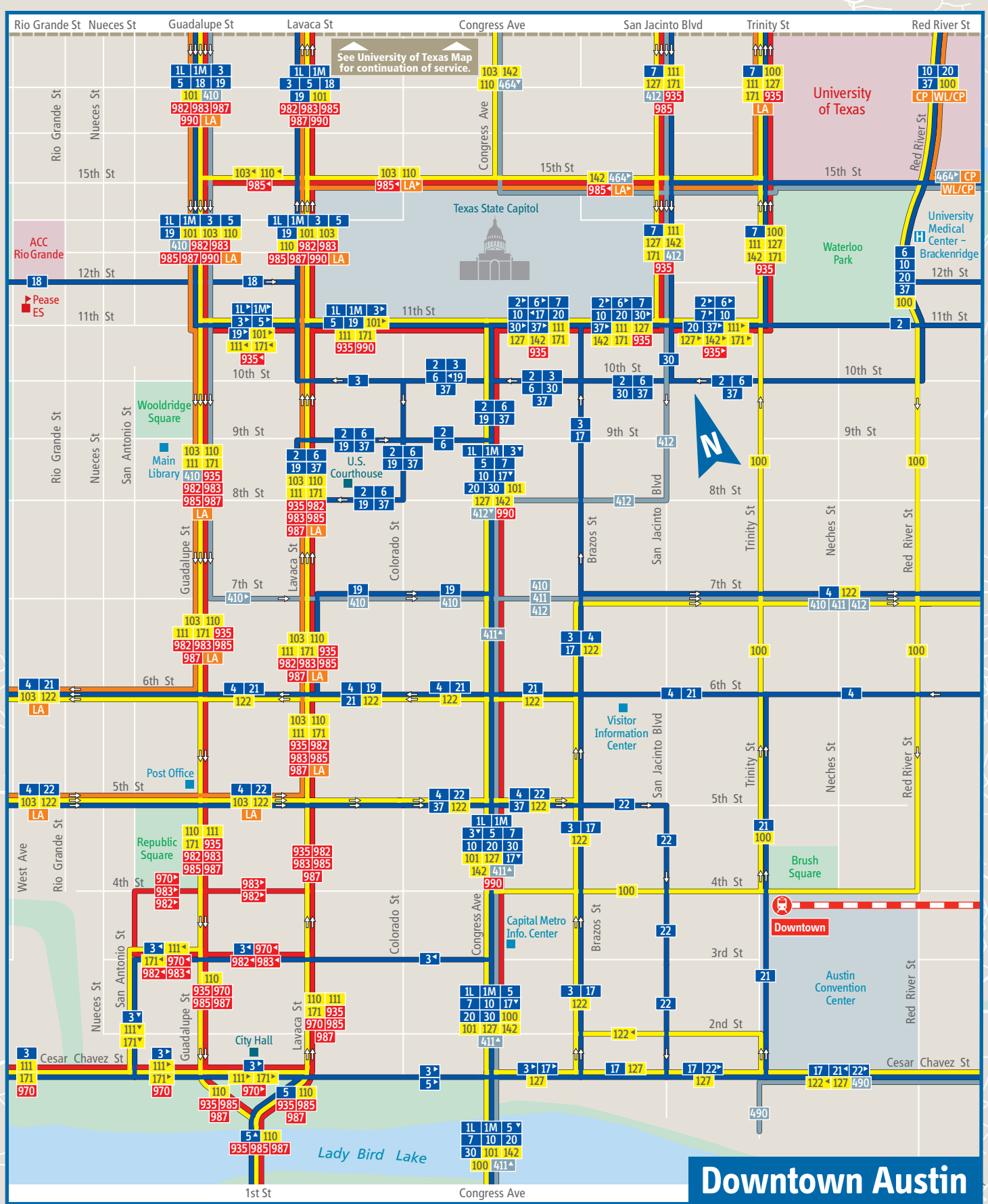
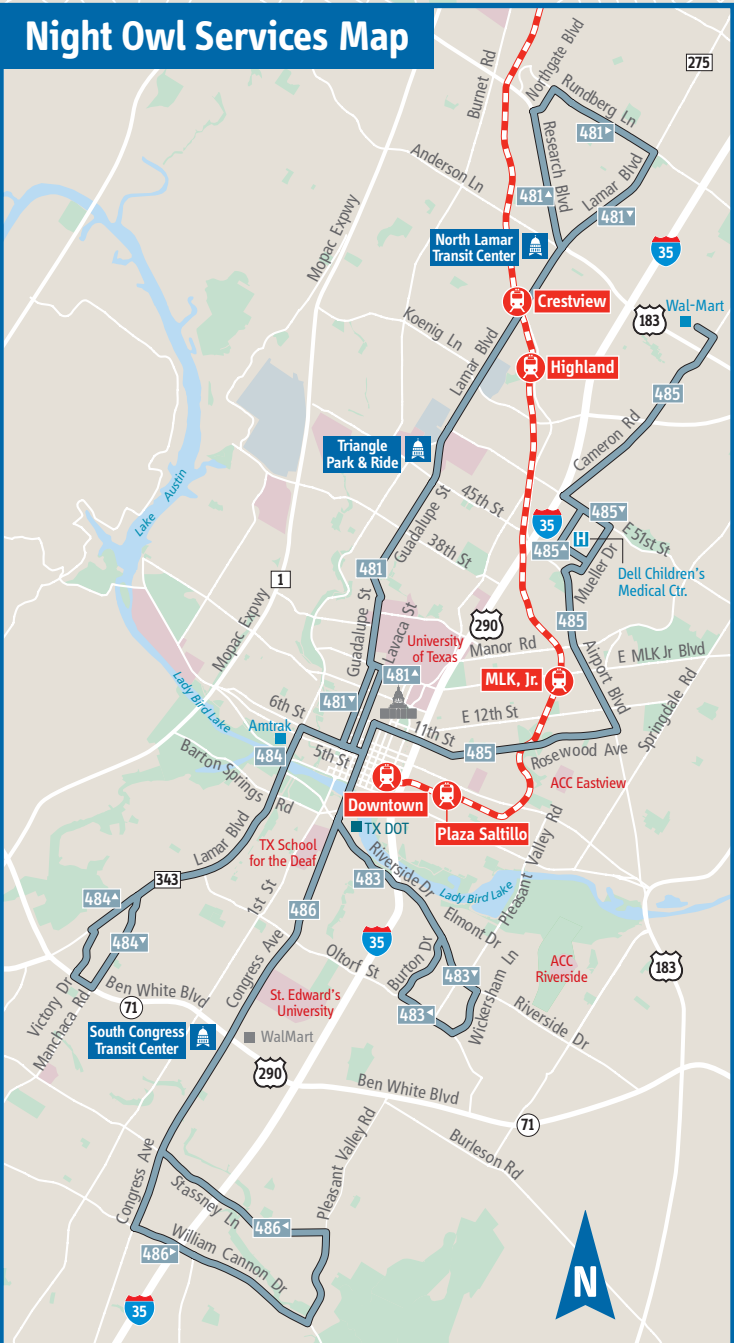
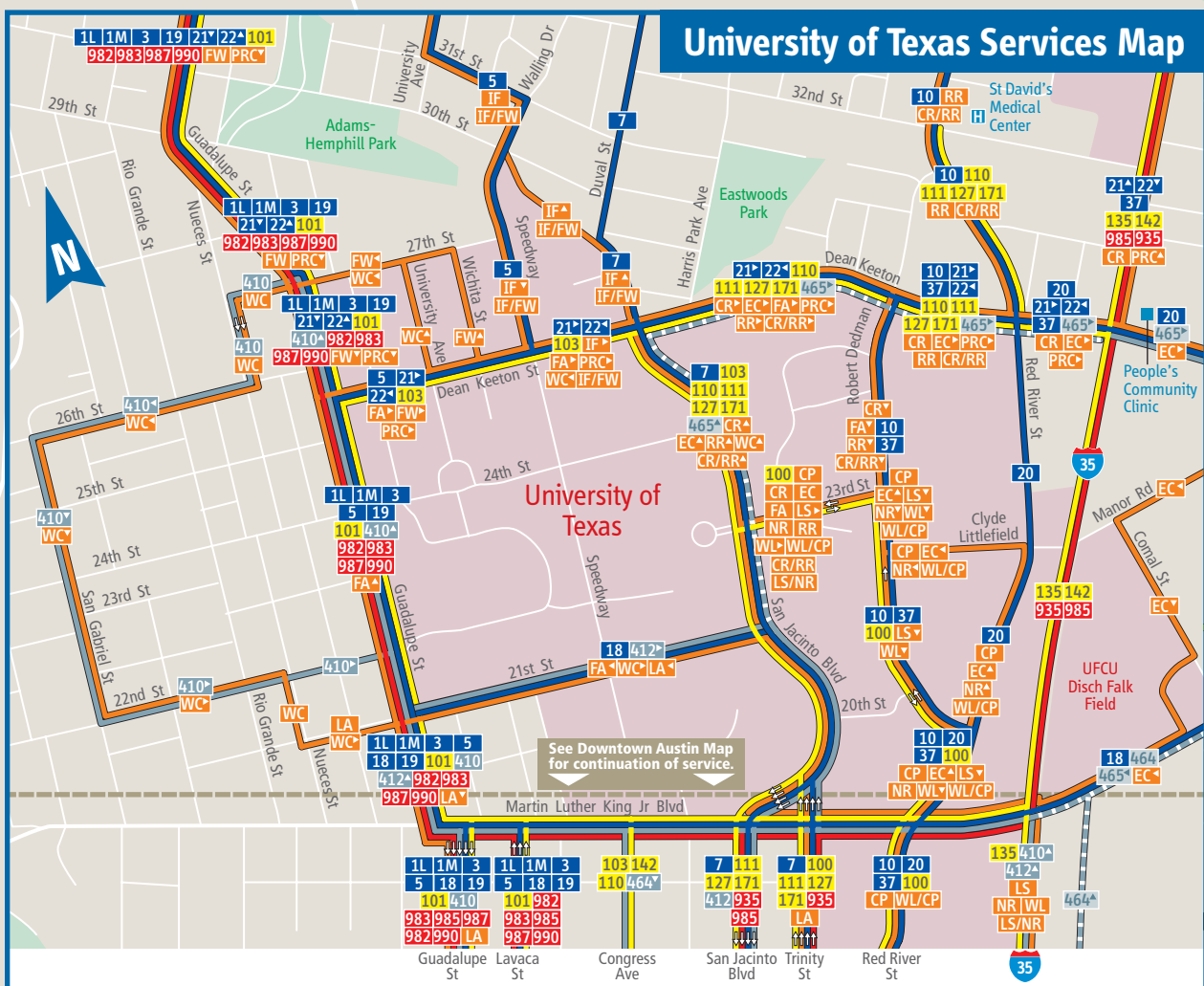
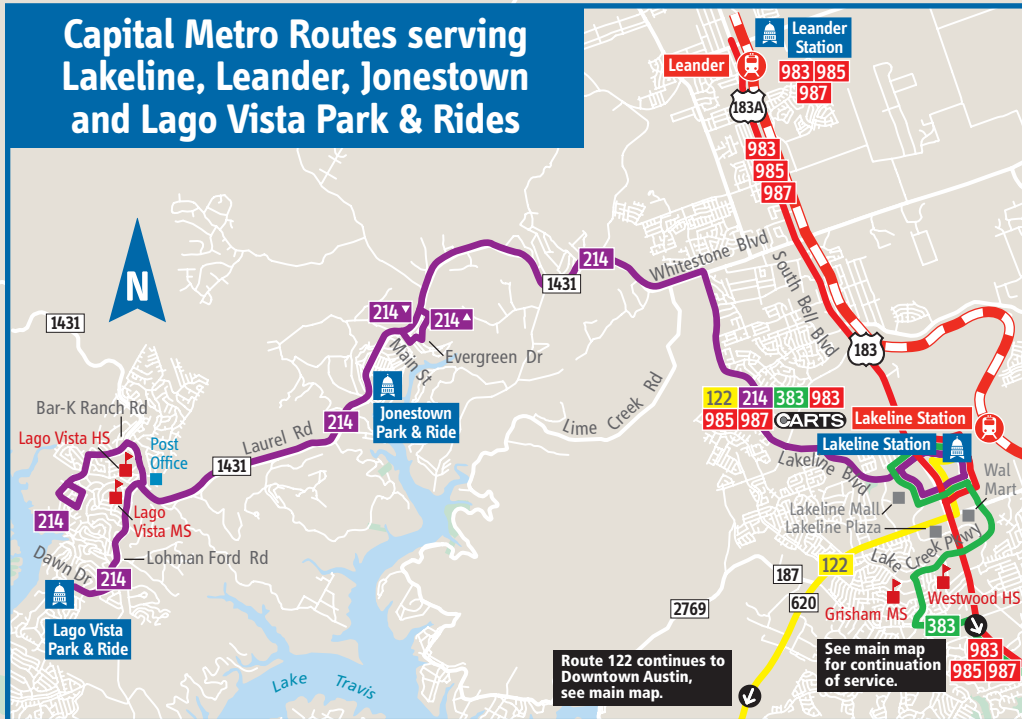


# Austin System Map



**Map Legend**

**Local Service Route (01-99)**  
Multiple stop service to and from downtown.

**Limited & Flyer Route (100-199)**  
Limited stop service to and from neighborhoods and downtown.

**Feeder Route (200-299)**  
Multiple stop service to and from neighborhoods and Transit Centers or Park & Rides.

**Crosstown Bus Route (300-399)**  
Multiple stop service that does not access downtown.

**Special Service Route (400-490)**  
Downtown Circulator and special services.

**Rail Connector Route (464-466)**  
Connecting bus service from Capital MetroRail Stations.

**UT Shuttle Route**  
Limited stop service from student living centers and UT.

**Express Route (900-999)**  
Limited stop service to and from UT, downtown and Park & Rides.

**Bus route operates in the direction shown on this section**

**Limited Service**

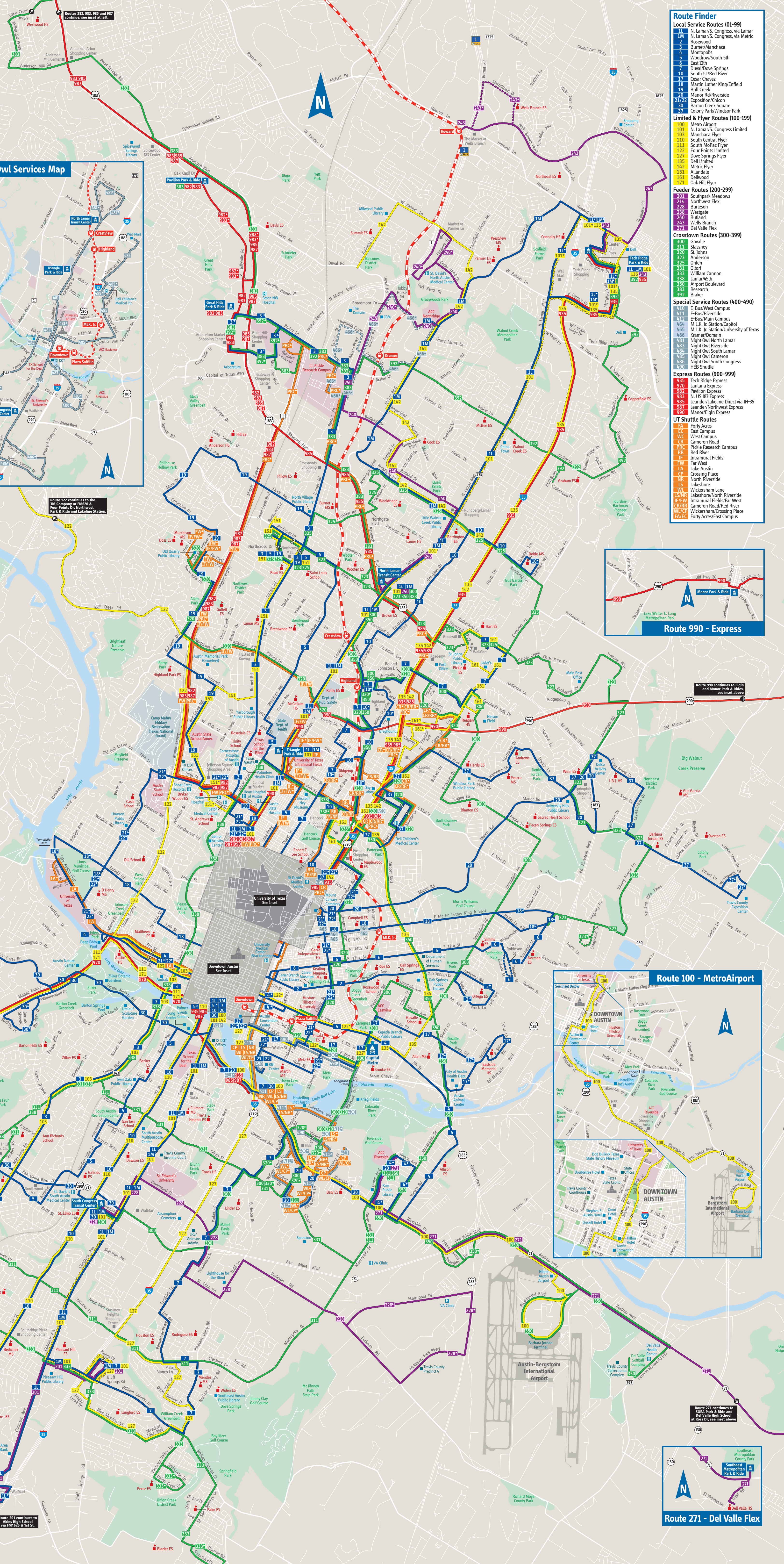
**Park & Ride Location**  
Capital MetroRail  
Red Line & Station

Weekday service from Leander to Downtown. Midday service from Lakeline to Downtown.

**System Map Scale**

0 1/4 1/2 3/4 1 Mile  
0 1 Km 2 Kms

MAPS NOT TO SCALE



**Route Finder**

**Local Service Routes (01-99)**

- 1 N. Lamar/S. Congress, via Lamar
- 2 N. Lamar/S. Congress, via Metric
- 3 Rosewood
- 4 Burnet/Manchaca
- 5 Montopolis
- 6 Woodrow/South 5th
- 7 East 12th
- 8 Duvall/Dove Springs
- 9 South 1st/Red River
- 10 Clear Creek
- 11 Martin Luther King/Enfield
- 12 Barton Creek Square
- 13 Manor Rd/Riverside
- 14 Exposition/Chicon
- 15 Barton Creek Square
- 16 Colony Park/Windsor Park

**Limited & Flyer Routes (100-199)**

- 101 Airport
- 102 N. Lamar/S. Congress Limited
- 103 Manchaca Flyer
- 104 South Central Flyer
- 105 South MoPac Flyer
- 106 Four Points Limited
- 107 Dove Springs Flyer
- 108 Dell Limited
- 109 Metric Flyer
- 110 Allandale
- 111 Delwood
- 112 Oak Hill Flyer

**Feeder Routes (200-299)**

- 201 Southpark Meadows
- 202 Northwest 60s
- 203 Burleson
- 204 Westgate
- 205 Rutland
- 206 Wells Branch
- 207 Del Valle Flyer

**Crosstown Routes (300-399)**

- 300 Gouaille
- 301 Slatney
- 302 South Central Flyer
- 303 Anderson
- 304 Olsen
- 305 William Cannon
- 306 Airport Boulevard
- 307 Research
- 308 Braker

**Special Service Routes (400-490)**

- 401 E-Bus/West Campus
- 402 E-Bus/Riverside
- 403 E-Bus/Main Campus
- 404 M.L.K. Jr. Station/Capitol
- 405 M.L.K. Jr. Station/University of Texas
- 406 Kramer/Dominion
- 407 Night Owl North Lamar
- 408 Night Owl Riverside
- 409 Night Owl Cameron
- 410 Night Owl South Congress
- 411 MSP Shuttle

**Express Routes (900-999)**

- 901 Tech Ridge Express
- 902 East Campus
- 903 Lantana Express
- 904 Pavilion Express
- 905 North/Riverside
- 906 Leander/Lakeline Direct via IH-35
- 907 Leander/Northwest Express
- 908 Manor/Flyer Express

**UT Shuttle Routes**

- 451 Forty Acres
- 452 East Campus
- 453 West Campus
- 454 Cameron Road
- 455 North Research Campus
- 456 Red River
- 457 Intramural Fields
- 458 Far West
- 459 Lake Austin
- 460 Crossing Place
- 461 Wickham Lane
- 462 Lakeshore
- 463 Lakeshore/Lake
- 464 Lakeshore/North Riverside
- 465 Intramural Fields/Far West
- 466 Cameron Road/River
- 467 Wickham/Crossing Place
- 468 MSP Shuttle
- 469 Forty Acres/East Campus

**Be Ready to Board!**

Help us help you get on the board!

1. Have your MetroCard ready.
2. Stand clear of the boarding area.
3. Enter your MetroCard at the farebox.
4. Board the bus safely.
5. Hold onto handrails.

How to Ride Guide

### PLAN YOUR TRIP 24-HOURS A DAY

Phone: (512) 474-1200

- Text via Dads: (512) 981-6221 - Text origin and destination for info about the next bus or train
- Web: [capmetro.org](http://capmetro.org)

### Catch the Bus

- Go to your stop. Arrive five to ten minutes early. When you see the bus approaching, signal the operator by standing or waving.
- Pay the fare. Insert a fare card into the top of the fare box, or swipe your monthly pass through the fare box. You can also ask the operator for a day pass and insert cash into the fare box to pay for it. Exact change is required.
- Take a seat. Choose any seat, but remember that front seats are reserved for seniors and people with disabilities. Or stand and hold on. To signal the driver to stop, pull the cord above the window or push the signal tab on the wall.

### Board the Train

- Go to your station. There are nine stations. Check the electronic signs for next train information.
- Buy a ticket. Purchase ticket or pass at the vending machine at the station (or bring your pass with you if you purchased it in advance from our retail outlets).
- Take a seat. Choose any seat, but remember that the lower-level front seats are reserved for seniors and people with disabilities. Or stand and hold on.
- Head for your final destination. The train will stop at every station. Be ready to show your ticket or pass to a fare inspector if asked.

### Riding Rules

#### STAYING SAFE

- Do not cross in front of the bus.
- Always use traffic lights and crosswalks.
- Do not stand on the edge of the curb while waiting for the bus.
- Caution. Sleeping passengers may be injured by unexpected movements of the bus.
- If no seats are available, look for a pole or strap and hang on. If you're about to stop, lean back and put your weight on your back foot.
- Do not sit or stand in the doorway/stairwell.
- Secure personal items while on the bus. Remember to take them with you when you leave.

#### Riding Rules continued

### GENERAL RIDING RULES

- Do not stand in front of the yellow line.
- Remain seated until the bus has completely stopped.
- No food, drink or smoking. Styrofoam cups are not permitted. Use spill-proof containers only.
- Animals are prohibited except for service animals.
- Do not pet or attempt to play with any service animal being used by a passenger with a disability.
- Reserve front seats for seniors and passengers with mobility impairments.
- Shoes and shirts are required.
- Do not play radios or musical instruments.
- No graffiti or cutting of seats. Violators are subject to fines or imprisonment.
- Keep feet off seats.
- Do not open windows or the roof hatch.
- Use handrails when provided.
- Weapons (except licensed, concealed handguns), explosives, car batteries, flammable liquids and other hazardous materials are not permitted on the bus.

### BOARDING AND EXITING THE BUS

- Watch your step while entering or exiting the bus.
- Buy a fare/ticket or ID card available before boarding the bus.
- Exact fare required. Drivers do not have change.
- Show ID card for discounted or waived fares.
- Show tickets to the operator at times of boarding.
- Exit through the rear door whenever possible.

### RIDING WITH CHILDREN

- Children under six years old must be accompanied by an adult.
- Allow passengers with small children to be seated.
- Do not enter or exit the bus with a child in a stroller.
- Hold your child while the bus is in motion.
- Do not stand while holding packages or babies.

### STOP REQUESTS

- Stop requests should be made one block before the bus stop.
- Passenger stops are only permitted at designated locations. Passenger stops are not permitted in construction zones.
- Never yell at the driver to stop the bus. Use the "stop requested" cord or signal tab.

### COMMUNICATING WITH THE OPERATOR

- No profanity or abusive language.
- Alert the operator if you need assistance.
- Do not talk to the operator while the bus is in motion.

### How to Ride Guide

#### PLAN YOUR TRIP 24-HOURS A DAY

Phone: (512) 474-1200

- Text via Dads: (512) 981-6221 - Text origin and destination for info about the next bus or train
- Web: [capmetro.org](http://capmetro.org)

#### Catch the Bus

- Go to your stop. Arrive five to ten minutes early. When you see the bus approaching, signal the operator by standing or waving.
- Pay the fare. Insert a fare card into the top of the fare box, or swipe your monthly pass through the fare box. You can also ask the operator for a day pass and insert cash into the fare box to pay for it. Exact change is required.
- Take a seat. Choose any seat, but remember that front seats are reserved for seniors and people with disabilities. Or stand and hold on. To signal the driver to stop, pull the cord above the window or push the signal tab on the wall.

#### Board the Train

- Go to your station. There are nine stations. Check the electronic signs for next train information.
- Buy a ticket. Purchase ticket or pass at the vending machine at the station (or bring your pass with you if you purchased it in advance from our retail outlets).
- Take a seat. Choose any seat, but remember that the lower-level front seats are reserved for seniors and people with disabilities. Or stand and hold on.
- Head for your final destination. The train will stop at every station. Be ready to show your ticket or pass to a fare inspector if asked.

#### Riding Rules

##### STAYING SAFE

- Do not cross in front of the bus.
- Always use traffic lights and crosswalks.
- Do not stand on the edge of the curb while waiting for the bus.
- Caution. Sleeping passengers may be injured by unexpected movements of the bus.
- If no seats are available, look for a pole or strap and hang on. If you're about to stop, lean back and put your weight on your back foot.
- Do not sit or stand in the doorway/stairwell.
- Secure personal items while on the bus. Remember to take them with you when you leave.

##### Riding Rules continued

### GENERAL RIDING RULES

- Do not stand in front of the yellow line.
- Remain seated until the bus has completely stopped.
- No food, drink or smoking. Styrofoam cups are not permitted. Use spill-proof containers only.
- Animals are prohibited except for service animals.
- Do not pet or attempt to play with any service animal being used by a passenger with a disability.
- Reserve front seats for seniors and passengers with mobility impairments.
- Shoes and shirts are required.
- Do not play radios or musical instruments.
- No graffiti or cutting of seats. Violators are subject to fines or imprisonment.
- Keep feet off seats.
- Do not open windows or the roof hatch.
- Use handrails when provided.
- Weapons (except licensed, concealed handguns), explosives, car batteries, flammable liquids and other hazardous materials are not permitted on the bus.

### BOARDING AND EXITING THE BUS

- Watch your step while entering or exiting the bus.
- Buy a fare/ticket or ID card available before boarding the bus.
- Exact fare required. Drivers do not have change.
- Show ID card for discounted or waived fares.
- Show tickets to the operator at times of boarding.
- Exit through the rear door whenever possible.

### RIDING WITH CHILDREN

- Children under six years old must be accompanied by an adult.
- Allow passengers with small children to be seated.
- Do not enter or exit the bus with a child in a stroller.
- Hold your child while the bus is in motion.
- Do not stand while holding packages or babies.

### STOP REQUESTS

- Stop requests should be made one block before the bus stop.
- Passenger stops are only permitted at designated locations. Passenger stops are not permitted in construction zones.
- Never yell at the driver to stop the bus. Use the "stop requested" cord or signal tab.

### COMMUNICATING WITH THE OPERATOR

- No profanity or abusive language.
- Alert the operator if you need assistance.
- Do not talk to the operator while the bus is in motion.

### City-Wide Bus Services

Route	Route Name	APPROXIMATE FREQUENCY SHOWN IN MINUTES											
		Peak Morning	Midday	Peak Afternoon	Evening	Morning	Midday	Evening					
101	N. Lamar/S. Congress, via Lamar	22	22	24	40	30-60	26	36	50	40	60	5:00 AM - 11:00 PM	6:45 AM - 9:30 PM
101M	N. Lamar/S. Congress, via Metric	22	22	24	40	30-60	26	36	50	40	60	5:00 AM - 11:00 PM	6:45 AM - 9:30 PM
102	Rosewood	20	20	20	30	60	50	50	40	50	40	5:30 AM - 11:30 PM	7:00 AM - 9:00 PM
103	Burnet/Manchaca	20	23	20	60	30	30	40	50	30	40	5:00 AM - 11:00 PM	6:15 AM - 9:00 PM
4	Montopolis	25	30	25	30-60	45	45	45-60	45	45	45-60	5:00 AM - 11:00 PM	6:30 AM - 8:30 PM
9	Woodpost/South 5th	30	30	30	40	50	40	35	50	40	50	5:00 AM - 12:00 AM	6:30 AM - 10:00 PM
10	Exposition/Chicon	20	20	20	30	60	50	50	40	40	40	5:30 AM - 11:30 PM	7:00 AM - 9:00 PM
17	Duval/Dove Springs	15	20	15	30-35	30-35	25	30	30-35	25	30	5:00 AM - 11:00 PM	6:30 AM - 8:30 PM
10	South 1st/Road River	20	25	20	30-35	30	30	30	40	30	40	5:00 AM - 12:00 AM	6:30 AM - 10:00 PM
17	Cesar Chavez	18	15	18	35	35	25	35-60	35	25	35-60	5:30 AM - 11:00 PM	6:30 AM - 10:00 PM
108	Marlin Luther King/Emfield	30	30	30	40	50	40	40	40	40	40	5:30 AM - 11:30 PM	7:00 AM - 9:00 PM
19	Bull Creek	35	65	35	60	60	60	60	60	60	60	5:30 AM - 10:00 PM	6:30 AM - 8:00 PM
20	Manor/Riverside	20	30	20	30-60	30	30	40	40	30	40	5:00 AM - 12:00 AM	6:30 AM - 10:00 PM
21/22	Exposition/Chicon	30	40	30	75	35	40	70	75	80	5:30 AM - 10:00 PM	7:30 AM - 9:00 PM	
30	Barton Creek	35-45	35	35	45	45	45	45	45	45	45	5:45 AM - 9:30 PM	6:45 AM - 9:30 PM
30	Colony Park/Windsor Park	20	30	20-25	30-60	30	30	60-30	30	30	30	6:00 AM - 11:00 PM	6:00 AM - 10:00 PM
100	Metro Airport	30	30	30	30	30	30	30	30	30	30	5:00 AM - 11:00 PM	7:30 AM - 11:00 PM
101	N. Lamar/S. Congress Limited	15-20	16	15-20	--	--	--	--	--	--	--	6:00 AM - 7:00 PM	No Service
101M	Manchaca Flyer	4 trips	--	3 trips	--	--	--	--	--	--	--	6:30 AM - 12:00 AM	No Service
101M	South Center Flyer	2 trips	--	2 trips	--	--	--	--	--	--	--	6:40-7:40 AM & 4:30-5:30 PM	No Service
111	South MezaFlyer	2 trips	--	2 trips	--	--	--	--	--	--	--	6:50-8:00 AM & 4:50-6:00 PM	No Service
122	Four Points Limited	1 trip	--	2 trips	--	--	--	--	--	--	--	6:00-7:00 AM & 5:00-7:00 PM	No Service
127	Dove Springs Flyer	1 trip	--	1 trip	--	--	--	--	--	--	--	6:30 AM & 8:30 PM	No Service
147	Dell Limited Campus	7 trips	--	7 trips	--	--	--	--	--	--	--	5:15-6:15 AM & 4:50-7:40 PM	No Service
147	Metric Flyer	4 trips	--	4 trips	--	--	--	--	--	--	--	6:30-8:00 AM & 4:00-5:40 PM	No Service
181	Allandale*	60	60	60	--	--	--	--	--	--	--	9:00 AM - 3:00 PM	No Service
181	Delwood*	60	60	60	--	--	--	--	--	--	--	9:00 AM - 3:40 PM	No Service
201	Oak Hill Flyer	20	--	20	--	--	--	--	--	--	--	6:45-7:25 AM & 4:20-5:40 PM	No Service
201	Southpark Meadows	40	40	40	40	30	30	30	30	30	30	6:30 AM - 8:00 PM	7:40 AM - 6:30 PM
214	Northwest Flex	40	50	45	60	--	--	--	--	--	--	5:00 AM - 8:00 PM	No Service
228	Burleson	60	60	60	--	--	--	--	--	--	--	6:30 AM - 10:00 PM	No Service
228	Westgate	40	40	45	45	45	45	45	45	45	45	5:30 AM - 12:00 AM	7:00 AM - 9:00 PM
240	Rutland	45	45	45	45	40	40	40	40	40	40	7:00 AM - 10:00 PM	7:00 AM - 9:00 PM
243	Wells Branch	30	60	30	60	45	45	45	45	45	45	6:00 AM - 11:00 PM	6:00 AM - 9:30 PM
243	Dell Valley Flex	30	30	30	30	--	--	--	--	--	--	7:30 AM - 7:00 PM	No Service
243	Govalle	15	30	15	30-35	20	25	40	30	25	40	4:40 AM - 11:00 PM	6:00 AM - 9:00 PM
310	Stassney	35	35	35	35	45	45	45	45	45	45	5:20 AM - 11:00 PM	6:00 AM - 10:00 PM
320	St. Johns	30	30	35	30-35	35	35	35	35-35	30-35	30-35	6:00 AM - 9:30 PM	8:00 AM - 7:00 PM
321	Anderson	35	41	35	45-60	45	45	45-60	45	45	45	5:30 AM - 11:30 PM	6:00 AM - 11:30 PM
321	Oltman	30	30	30	30	25	25	25	25	25	25	5:30 AM - 10:00 PM	6:30 AM - 9:00 PM
331	Orther	12	30	12	30	30	30	30-60	45	30	40	6:00 AM - 11:00 PM	6:00 AM - 10:40 PM
331	William Cannon	30	30	30	30-45	40	45	60	60	60	60	5:00 AM - 10:00 PM	6:00 AM - 8:40 PM
338	Lamar/F5th	35	35	35	35	45	45	45	45	45	45	5:20 AM - 11:30 PM	6:30 AM - 11:15 PM
338	Airport Boulevard	30	30	30	30	30	30	30	30	30	30	6:30 AM - 9:00 PM	6:45 AM - 9:45 PM
383	Research	30	30	30	35-60	50	50	50	50	50	50	5:30 AM - 10:45 PM	7:20 AM - 9:00 PM
383	Braker	45	50	45	45	45	45	45	45	45	45	5:30 AM - 10:00 PM	7:00 AM - 8:15 PM
410	E-Bus/West Campus*	--	--	--	--	--	--	--	--	--	--	--	--
411	E-Bus/Riverside*	--	--	--	--	--	--	--	--	--	--	--	--
411	E-Bus/Main Campus*	--	--	--	--	--	--	--	--	--	--	--	--
464	M.L.K. Jr. Station/Capitol	35	--	35	--	--	--	--	--	--	--	6:45-9:30 AM & 3:30-6:10 PM	No Service
465	M.L.K. Jr. Station/University of Texas	35	35	35	--	--	--	--	--	--	--	6:30 AM - 6:30 PM	No Service
465	Kramer	35	35	35	--	--	--	--	--	--	--	6:30 AM - 7:30 PM	No Service
483	Night Owl North Lamar	--	--	20	--	--	--	--	--	--	--	12:10 AM - 3:10 AM	No Service
483	Night Owl North Lamar	--	--	30	--	--	--	--	--	--	--	12:10 AM - 3:10 AM	No Service
484	Night Owl South Lamar	--	--	30	--	--	--	--	--	--	--	12:10 AM - 3:10 AM	No Service
484	Night Owl South Lamar	--	--	30	--	--	--	--	--	--	--	12:10 AM - 3:10 AM	No Service
484	Night Owl Cameron	--	--	30	--	--	--	--	--	--	--	12:10 AM - 3:10 AM	No Service
484	Night Owl Congress	--	--	30	--	--	--	--	--	--	--	12:10 AM - 3:10 AM	No Service
490	HEB Shuttle**	--	35-40	--	--	--	--	--	--	--	--	10:30 AM - 3:30 PM**	No Service
935	Tech Ridge Express	11 trips	--	11 trips	--	--	--	--	--	--	--	5:55-8:20 AM & 3:20-6:10 PM	No Service
970	Lantana Express	2 trips	--	1 trip	--	--	--	--	--	--	--	6:45, 7:30 AM & 6:45 PM	No Service
980	Lantana Express	10-20	--	10-20	--	--	--	--	--	--	--	6:00 AM - 1:15 PM	No Service
983	N. US 183 Express	60	60	60	--	--	--	--	--	--	--	4:50 AM - 10:40 PM	No Service
987	Leander/LakeLine Direct via IH-35	3 trips	--	3 trips	--	--	--	--	--	--	--	6:00, 6:20, 6:40 AM & 3:50, 4:20, 4:45 PM	No Service
987	Leander/Northwest Express	7 trips	--	8 trips	--	--	--	--	--	--	--	5:25-8:25 AM & 3:00-5:50 PM	No Service
990	Manor/Elgin Express	3 trips	--	3 trips	--	--	--	--	--	--	--	5:45, 6:45, 7:45 AM & 4:00, 5:00, 6:00 PM	No Service

Notes: \* Tuesday, Thursday and Saturday only \*\* Monday, Wednesday and Friday only \*\*\* Thursday, Friday and Saturday only \*\*\*\* Monday, Wednesday, Thursday and Friday only \*\*\*\*\* Tuesday to Sunday only

### Summary of Services

- METROBUS**
  - 1-99 Local service to downtown Austin and UT
  - 100-199 Flyer and limited stop service
  - 200-299 Service between neighborhoods and transit centers
  - 300-399 Cross-town service that bypasses downtown Austin
  - 400-490 Circulator routes, rail connector routes and specials
- CAPITAL METRO RAIL** Passenger rail service with nine stops from the Austin Convention Center to Leander.
- UNIVERSITY OF TEXAS SHUTTLE** Limited-stop service to and from the campus, non-UT passengers can ride with local fare.
- CAPITAL METRO EXPRESS** Express service for groups of five to 12 employees with similar work schedules who live and work near each other.
- RIDESHARE** Van service for groups of five to 12 employees with similar work schedules who live and work near each other.
- CAPITAL METRO ACCESS** A door-to-door, shared-ride service for people with ADA-eligible disabilities who cannot always use the accessible fixed-route buses due to barriers.

### Fares/Pasajes

Local	Regional	Additional Passes
Single Ride Viaje sencillo	Single Ride, Reduced Viaje sencillo, Reducida	MetroAccess 10-Ticket Booklet MetroAccess Libreta para 10 viajes
Day Pass Pase de día	Day Pass, Reduced Pase de día, Reducida	MetroAccess Monthly Pass MetroAccess Pase Mensual
7-Day Pass Pase de 7 días	7-Day Pass, Reduced Pase de 7 días, Reducida	RideShare Monthly Pass RideShare Pase Mensual
31-Day Pass Pase de 31 días	31-Day Pass, Reduced Pase de 31 días, Reducida	Stored Value Card (\$15 Valor) Tarjeta de Valor Guardado (\$15 Valor)

### 2013 Holiday Schedule

**Independence Day** Thursday, July 4, 2013  
Saturday Level Service - No MetroRail, UT Service or E-Bus